



## OLYMPIA-TEILNEHMER/INNEN des VEREINS

### 1919-2018

#### 1960 in Rom:

Christl FILIPPOVITS, 200m Brust

Hannelore JANELE, 100m Schmetterling

Christl WÖBER, 200m Brust

#### 1964 in Tokyo:

Christl FILIPPOVITS, 200m Brust

#### 1968 in Mexico:

Christl FILIPPOVITS, 100m und 200m Brust

#### 1984 in Los Angeles:

Gerard PROHASKA, 100m und 200m Brust

#### 2000 in Sydney:

Petra ZAHRL, 200m Schmetterling

#### 2004 in Athen:

Petra ZAHRL, 200m Schmetterling



# OLYMPISCHE SPIELE

ROM 1960

[http://doc.rero.ch/record/209478/files/1960-RO-S-Rome-Vol\\_2\\_II.pdf](http://doc.rero.ch/record/209478/files/1960-RO-S-Rome-Vol_2_II.pdf)



THE XVII OLYMPIAD  
ROME 1960

VOLUME ONE

# THE GAMES OF THE XVII OLYMPIAD

*ROME 1960*

*The Official Report of the Organizing Committee*



*Copyright – 1960*

*by the Organizing Committee of the Games of the XVII Olympiad*





## JUDGES FOR DIVING

A. MOTT  
G. MAYER  
L. VANDEVEN  
E. PAUSSARD  
H. KITZIG

H. PLUMANN  
G. MATVEIEFF  
T. KOYANAGI  
G. MARISCAL

L. SMITH  
G. KUZNETSOVA  
G. DALMASSO  
C. MALTEMPI

## WATERPOLO REFEREES

M. SEGURA (ARG)  
J. DIRNWEBER (AUT)  
J. BAUWENS (BEL)  
A. DELAHAYE (BEL)  
J. LAURENT (FRA)  
A. COSTA (ITA)  
G. PARRINI (ITA)

E. VENTURINI (ITA)  
A. VOLPE (ITA)  
V. POLIC (JUG)  
W. GOOSE (PBA)  
I. LAZAROV (ROM)  
T. BATALLE (SPA)  
M. MANGUILLOT (SPA)

S. ZUCKERMANN (SVE)  
J. BRANDY (UNG)  
B. RAJKI (UNG)  
Z. TARODI (UNG)  
G. KHAREBOV (URS)  
A. KISTIAKOWSKI (URS)  
E. SEMENOV (URS)

*The Swimming Stadium during competitions at night.*



## 200 METRES BREASTSTROKE

### Previous Olympic Winners

1924 - L. Morton	<i>GRB</i>	3'33"2	1948 - P. Van Vliet	<i>PBA</i>	2'57"2
1928 - H. Schrader	<i>GER</i>	3'12"6	1952 - E. Szekely	<i>UNG</i>	2'51"7
1932 - C. Dennis	<i>AUS</i>	3'06"3	1956 - U. Happe	<i>GER</i>	2'53"1
1936 - H. Maehata	<i>GIA</i>	3'03"6			

*World record: 2'46"4*

- A. Den Haan *PBA* 1956

*World record: 2'50"3*

- A. Lonsbrough *GRB* 1959  
(under new regulations)

*Olympic record: 2'53"1*

- U. Happe *GER* Melbourne 1956

30 entries from 19 nations – 29 participants from 19 nations

### HEATS

*Friday 26th August, 09.55 hrs*

*Competitors with the 8 best times qualified for the final*

HEAT 1				HEAT 2			
1. B. GOEBEL	(4)	<i>GER</i>	1'24"5 2'54"2	1. A. LONSBROUGH	(4)	<i>GRB</i>	1'23"4 2'53"3
2. R. Lassig	(3)	<i>AUS</i>	1'25"5 2'57"4	2. K. Bartos	(5)	<i>UNG</i>	1'23"8 2'58"7
3. Y. Takamatsu	(5)	<i>GIA</i>	1'25"9 2'57"6	3. B. Eriksson	(3)	<i>SVE</i>	1'26"8 2'59"8
4. M. Pialat	(2)	<i>FRA</i>	1'26"7 3'02"2	4. A. Mirkowitch	(6)	<i>FRA</i>	1'26"6 3'01"5
5. E. Maurer	(6)	<i>URS</i>	1'27"3 3'03"1	5. C. Filippovits	(2)	<i>AUT</i>	1'27"5 3'02"6
6. M. Miners	(1)	<i>RHO</i>	1'28"0 3'05"2	6. L. Korobova	(7)	<i>URS</i>	1'24"5 3'02"7
7. C. Wober	(7)	<i>AUT</i>	1'28"3 3'09"3	7. L. Marcellini	(1)	<i>ITA</i>	1'29"6 3'09"8
8. M. Hungerbuehler	(8)	<i>SVI</i>	1'29"4 3'10"1				
HEAT 3				HEAT 4			
1. W. URSELMANN	(4)	<i>GER</i>	1'21"6 2'52"0 °	1. A. DEN HAAN	(5)	<i>PBA</i>	1'24"4 2'54"0
2. M. KOK	(5)	<i>PBA</i>	1'24"5 2'55"2	2. A. WARNER	(4)	<i>SUA</i>	1'25"5 2'56"3
3. P. KEMPNER	(2)	<i>SUA</i>	1'24"4 2'55"5	3. E. Zennaro	(7)	<i>ITA</i>	1'25"2 2'57"0
4. D. KRISTENSEN	(6)	<i>DAN</i>	1'24"7 2'56"2	4. I. Andersen	(6)	<i>DAN</i>	1'25"6 2'59"9
5. C. Gosden	(3)	<i>GRB</i>	1'24"7 2'56"9	5. J. Hogan	(2)	<i>AUS</i>	1'25"7 3'00"3
6. J. McHale	(7)	<i>CAN</i>	1'29"2 3'07"7	6. M. Kadlecova	(3)	<i>CSV</i>	1'27"3 3'01"7
7. I. Castane	(8)	<i>SPA</i>	1'32"9 3'10"4	7. M. Freitas Veloso	(1)	<i>POR</i>	1'29"9 3'13"3
- S. Schmidlin	(1)	<i>SVI</i>	<i>non starter</i>				

° New Olympic record.

### FINAL

*Saturday 27th August, 21.25 hrs*

1. A. LONSBROUGH	(5)	<i>GRB</i>	1'22"2 2'49"5 * °
2. W. URSELMANN	(4)	<i>GER</i>	1'20"2 2'50"0
3. B. GOEBEL	(6)	<i>GER</i>	1'22"9 2'53"6
4. A. Den Haan	(3)	<i>PBA</i>	1'22"9 2'54"4
5. M. Kok	(2)	<i>PBA</i>	1'23"5 2'54"6
6. A. Warner	(8)	<i>SUA</i>	1'24"3 2'55"4
7. P. Kempner	(7)	<i>SUA</i>	1'24"7 2'55"5
8. D. Kristensen	(1)	<i>DAN</i>	1'23"8 2'55"7

\* ° New World and Olympic record.

# 100 METRES BUTTERFLY STROKE

## Previous Olympic Winners

1956 - S. Mann                      *SUA*                      1'11"0

*World record: 1'09"1*

- N. Ramey                      *SUA*                      1959

*Olympic record: 1'11"*

S. Mann                      *SUA*      Melbourne      1956

28 entries from 16 nations - 25 participants from 16 nations

## HEATS

*Monday 29th August, 15.00 hrs*

*Competitors with the 8 best times qualified for the final*

HEAT 1				HEAT 2			
1. C. SCHULER	(4)	<i>SUA</i>	1'09"8 °	1. S. WATT	(5)	<i>GRB</i>	1'12"3
2. J. ANDREW	(5)	<i>AUS</i>	1'10"3	2. Z. BELOVEZKAIA	(3)	<i>URS</i>	1'12"6
3. V. Pozniak	(6)	<i>URS</i>	1'13"2	3. Kr. LARSSON	(6)	<i>SVE</i>	1'13"0
4. J. Oldroyd	(3)	<i>GRB</i>	1'14"2	4. A. Beneck	(2)	<i>ITA</i>	1'18"4
5. S. Belmar	(1)	<i>MEX</i>	1'16"5	5. H. Wilson	(1)	<i>RHO</i>	1'21"4
6. H. Janele	(7)	<i>AUT</i>	1'18"4	- D. Fraser	(4)	<i>AUS non starter</i>	
- J. McHale	(2)	<i>CAN non starter</i>		- G. Lozada	(7)	<i>FIL non starter</i>	

° New Olympic record.

HEAT 3				HEAT 4			
1. C. WOOD	(4)	<i>SUA</i>	1'11"1	1. M. HEEMSKERK	(5)	<i>PBA</i>	1'11"0
2. A. VOORBIJ	(5)	<i>PBA</i>	1'12"4	2. B. Fuhrmann	(4)	<i>GER</i>	1'13"2
3. H. Eisenschmidt	(3)	<i>GER</i>	1'14"6	3. M. Iwasaki	(6)	<i>CAN</i>	1'14"2
4. Ka. Larsson	(6)	<i>SVE</i>	1'15"0	4. S. Miyabe	(3)	<i>GIA</i>	1'15"8
5. E. Martinez	(7)	<i>MEX</i>	1'17"9	5. S. Von Giese	(2)	<i>FIL</i>	1'16"3
6. M. Egervari	(2)	<i>UNG</i>	1'19"4	6. A. Caron	(7)	<i>FRA</i>	1'17"1
7. C. Libourel	(1)	<i>FRA</i>	1'20"4	7. A. Cecchi	(1)	<i>ITA</i>	1'19"5

## FINAL

*Tuesday 30th August, 21.40 hrs*

1. C. SCHULER	(4)	<i>SUA</i>	1'09"5 °
2. M. HEEMSKERK	(3)	<i>PBA</i>	1'10"4
3. J. ANDREW	(5)	<i>AUS</i>	1'12"2
4. S. Watt	(2)	<i>GRB</i>	1'13"3
5. A. Voorbij	(7)	<i>PBA</i>	1'13"3
6. Z. Belovezkaja	(1)	<i>URS</i>	1'13"3
7. Kr. Larsson	(8)	<i>SVE</i>	1'13"6
- C. Wood	(6)	<i>SUA</i>	<i>retired</i>

° New Olympic record.






# OLYMPISCHE SPIELE

## TOKYO 1964

<http://olympic-museum.de/o-reports/olympic-games-official-report-1964.php>



第18回  
オリンピック競技大会

THE GAMES OF  
THE XVIII OLYMPIAD  
TOKYO  
1964



## The entrance of athletes

The 94 participating nations marched into the stadium for the Opening Ceremony in alphabetical order, but led by Greece



Greece



Argentina



Afghanistan



Australia



Algeria



Austria







Tokyo Metropolitan Gymnasium (showing indoor swimming pool)





The Swimming Pool in the National Gymnasium





## —Heat 5—

1	Stickles, Terri Lee	U.S.A.	1'07"7	2'22"1	3'36"4	4'49"3
2	Duncan, Nanette Mary	AUSTRALA	1'08"7	2'22"5	3'38"9	4'55"2
3	Hayakawa, Kazue	JAPAN	1'09"9	2'24"7	3'41"2	4'56"5
4	Pechstein, Heidi	GERMANY	1'08"1	2'23"8	3'41"7	5'01"4
5	Mihaylova, Natalya	U.S.S.R.	1'11"6	2'30"4	3'50"2	5'08"0
6	Lim, Kum-Ja	KOREA	1'18"5	2'44"9	4'11"0	5'38"7
	Lonsbrough, Anita	BRITAIN				Withdrawal
	Pietri, Monique	FRANCE				Withdrawal

## —Final— Oct. 18

Place	Name	Country	100m	200m	300m	400m	
1	Duenkel, Virginia Ruth	U.S.A.	1'06"8	2'20"0	3'32"4	4'43"3	NOR
2	Rmaenofsky, Marilyn	U.S.A.	1'06"6	2'20"1	3'33"0	4'44"6	
3	Stickles, Terri Lee	U.S.A.	1'07"1	2'20"8	2'34"2	4'47"2	
4	Fraser, Dawn	AUSTRALA	1'06"7	2'21"3	3'36"1	4'47"6	
5	Hughes, Jane Marrian	CANADA	1'08"8	2'23"4	3'38"5	4'50"9	
6	Long, Elizabeth Carole	BRITAIN	1'07"1	2'21"9	3'37"2	4'52"0	
7	Herford, Kim	AUSTRALA	1'09"4	2'22"7	3'37"1	4'52"9	
8	Lilja, Gun Ann-Charlott	SWEDEN	1'08"6	2'23"4	3'38"6	4'53"0	

**200 m Breast Stroke=200 m Brasse**

15 Countries 26 Competitors  
 1 Disqualified 1 Withdrawal  
 WR 2'45"4 Prozumenschikova, Galina (U.S.S.R.) 1964  
 OR 2'49"5 Lonsbrough, Anita (BRITAIN) 1960

**Previous Olympic Winners**

1924	L. Morton	BRITAIN	3'33"2
1928	H. Schrader	GERMANY	3'12"6
1932	C. Dennis	AUSTRALA	3'06"3
1936	Maehata, Hideko	JAPAN	3'03"6
1948	P. Van Vliet	NETHLAND	2'57"2
1952	E. Szekely	HUNGARY	2'51"7
1956	U. Happe	GERMANY	2'53"1
1960	A. Lonsbrough	BRITAIN	2'49"5

**Top 8 qualify for Final** Oct. 11

## —Heat 1—

Place	Name	Country	100m	200m
1	Bimolt, Klena Greetje	NETHLAND	1'21"6	2'50"7
2	Ruygrok, Margueritha I.	AUSTRALA	1'21"3	2'53"1
3	Urselmann, Wiltrud	GERMANY	1'22"9	2'53"2
4	Hazleton, Tamara Anne	U.S.A.	1'25"6	2'55"0
5	Yamamoto, Noriko	JAPAN	1'23"4	2'57"0
6	Kovacs, Zsuzsa	HUNGARY	1'27"4	3'06"7
7	Harding, Margaret	P. RICO	1'32"2	3'16"0

## —Heat 2—

1	Grimmer, Barbel	GERMANY	1'20"9	2'48"6	NOR
2	Prozumenschikova, Galina	U.S.S.R.	1'20"7	2'49"0	
3	Enfield, Jacqueline Ida	BRITAIN	1'23"6	2'54"9	
4	Kok, Margretha	NETHLAND	1'24"7	2'55"4	
5	Peper, Susana Norma	ARGENTIN	1'26"0	3'00"0	
	Barnetson, Shristine P.	AUSTRALA			Disqualified
	Egervair, Marta	HUNGARY			Withdrawal

## —Heat 3—

1	Babanina, Svetlana	U.S.S.R.	1'20"8	2'48"3	NOR
2	Mitchell, Stella M. M.	BRITAIN	1'21"6	2'48"8	
3	Kolb, Claudia Anne	U.S.A.	1'21"6	2'49"7	
4	Kuper, Ursula	GERMANY	1'21"6	2'50"1	
5	Castane, Isabel	SPAIN	1'25"2	2'55"7	
6	McGill, Linda Carol	AUSTRALA	1'25"3	2'59"4	
7	Jolly, Mariana	MALAYSIA	1'30"0	3'11"0	

## —Heat 4—

1	Slattery, Jill	BRITAIN	1'21"4	2'50"2
2	Haddon, Vivien Joan	NZEALAND	1'23"2	2'53"4
3	Looijs, Geertruida	NETHLAND	1'23"2	2'54"5
4	Nitta, Sandra Hauka	U.S.A.	1'25"0	2'58"4
5	Filippovits, Christine	AUSTRIA	1'25"4	2'59"2
6	Morizane, Yoshiko	JAPAN	1'27"7	2'59"9
7	Li, Hin Yu	HONGKONG	1'35"1	3'22"2

## —Final— Oct. 12.

Place	Name	Country	100 m	200 m
1	Prozumenschikova, Galina	U.S.S.R.	1'19"8	2'46"4 NOR
2	Kolb, Claudia Anne	U.S.A.	1'21"0	2'47"6
3	Babanina, Svetlana	U.S.S.R.	1'21"3	2'48"6
4	Mitchell, Stella M.M.	BRITAIN	1'21"6	2'49"0
5	Slattery, Jill	BRITAIN	1'21"1	2'49"6
6	Grimmer, Barbel	GERMANY	1'21"5	2'51"0
7	Bimolt, Klena Greetje	NETHLAND	1'22"2	2'51"3
8	Kuper, Ursula	GERMANY	1'22"1	2'53"9

**100 m Back Stroke=100m Dos**

18 Countries 31 Competitors

WR	1'08"3	Duenkel, Virginia Ruth (U.S.A.)	1964
OR	1'09"3	Burke Lynn (U.S.A.)	1960

**Previous Olympic Winners**

1924	S. Bauer	U.S.A.	1'23"2
1928	M. Braun	NETHLAND	1'22"0
1932	E. Holm	U.S.A.	1'19"4
1936	N. Senff	NETHLAND	1'18"9
1948	K. Harup	DENMARK	1'14"4
1952	J. C. Harrison	S.AFRICA	1'14"3
1956	J. Grinham	BRITAIN	1'12"9
1960	L. Burke	U.S.A.	1'09"3

**Top 8 qualify for Final** Oct. 13

## —Heat 1—

Place	Name	Country	Time
1	Harmar, Nina Adams	U.S.A.	1'09"8
2	Tanaka, Satoko	JAPAN	1'10"0
3	Ludgrove, Linda Kay	BRITAIN	1'10"3
4	Neuber, Helga	GERMANY	1'11"4
5	Kennedy, Helen Louise	CANADA	1'12"5
6	Woosley, Belinda	AUSTRALA	1'15"3
7	Tseng, Jovina	MALAYSIA	1'20"7

## —Heat 2—

1	Duenkel, Virginia Ruth	U.S.A.	1'08"9 NOR
2	Weir, Eilleen	CANADA	1'09"7
3	Kihara, Michiko	JAPAN	1'11"1
4	Michaelsen, Kirsten	DENMARK	1'11"2
5	Savelieva, Tatiana	U.S.S.R.	1'11"8
6	Balla, Maria	HUNGARY	1'12"0
7	Weeteling, Albertha	NETHLAND	1'13"1
8	Seitz, Ursula	AUSTRIA	1'13"3

## —Heat 3—

1	Ferguson, Cathy Jean	U.S.A.	1'08"8 NOR
2	Borie, Françoise	FRANCE	1'11"8
3	Nerger, Petra	GERMANY	1'12"1
4	Lewis, Sylvia Anne	BRITAIN	1'12"2
5	Van Velsen, Maria Marina	NETHLAND	1'12"2
6	Dayman, Marlene Anne	AUSTRALA	1'12"9
7	Rockembach, Anneliese	VENEZULA	1'14"1
8	Harding, Margaret	P. RICO	1'19"5

## —Heat 4—

1	Caron, Christine	FRANCE	1'08"5 NOR
2	Norfolk, Jill Rosemary	BRITAIN	1'10"6
3	Schmidt, Ingrid	GERMANY	1'11"1
4	Mihaylova, Natalya	U.S.S.R.	1'11"4
5	Winkel, Kornelia	NETHLAND	1'11"6
6	Duncan, Nanette Mary	AUSTRALA	1'12"4
7	Peper, Susana Norma	ARGENTIN	1'13"2
8	Chun, Ok Ja	KOREA	1'21"7

## —Final— Oct. 14.

Place	Name	Country	Time
1	Ferguson, Cathy Jean	U.S.A.	1'07"7 <sup>NWR</sup>
2	Caron, Christine	FRANCE	1'07"9 <sup>NOR</sup>
3	Duenkel, Virginia Ruth	U.S.A.	1'08"0
4	Tanaka, Satoko	JAPAN	1'08"6
5	Harmar, Nina Adams	U.S.A.	1'09"4
6	Ludgrove, Linda Kay	BRITAIN	1'09"5
7	Weir, Eilleen	CANADA	1'09"8
8	Norfolk, Jill Rosemary	BRITAIN	1'11"2

**100m Butterfly Stroke=100m papillon**

16 Countries 31 Competitors

4 Withdrawal

WR	1'05"1	Kok, Ada (NETHLAND)	1964
OR	1'09"5	Schuler, Carolyn (U.S.A.)	1960

**Previous Olympic Winners**

1956	S. Mann	U.S.A.	1'11"0
1960	C. Schuler	U.S.A.	1'09"5

**Top 16 qualify for Semi-finals** Oct. 14

## —Heat 1—

Place	Name	Country	Time
1	Ellis, Kathleen	U.S.A.	1'07"8 NOR
2	Takahashi, Eiko	JAPAN	1'08"4
3	GeGan, Judith Ann	BRITAIN	1'10"8
4	Lasterie, Aartje E.	NETHLAND	1'11"2
5	McGill, Linda Carol	AUSTRALA	1'11"7
6	Brunner, Ursel	GERMANY	1'13"6
7	Kay, Molly Chin Say	MALAYSIA	1'23"0

## —Heat 2—

1	De Varona, Donna E.	U.S.A.	1'07"5 NOR
2	Cotterill, Mary Anne	BRITAIN	1'09"4
3	Stewart, Mary Pauline	CANADA	1'09"9
4	Sato, Kimiko	JAPAN	1'10"6
	Erdelyi, Eva	HUNGARY	Withdrawal
	Andersson, Lotten Katrin	SWEDEN	Withdrawal



# OLYMPISCHE SPIELE

## MEXICO 1968

<http://olympic-museum.de/o-reports/olympic-games-official-report-1968.php>

1

MEXICO 68

FINALE  
FINAL **OCT 24**

			Temps						Time	
			100m	200m	300m	400m	500m	600m	700m	800m
1	Meyer, Debbie (mro)	EUA	1:05.8	2:15.9	3:27.0	4:38.6	5:50.1	7:02.3	8:14.6	9:24.0
2	Kruse, Pam (mro)	EUA	1:09.5	2:20.1	3:32.6	4:45.1	5:57.6	7:10.3	8:23.9	9:35.7
3	Ramirez, Teresa (mro)	MEX	1:07.4	2:19.3	3:32.2	4:45.8	5:59.3	7:13.2	8:27.2	9:38.5
4	Moras, Karen (mro)	AUS	1:07.0	2:18.5	3:31.5	4:49.9	5:58.9	7:13.0	8:27.1	9:38.6
5	Caretto, Patty	EUA	1:07.7	2:20.0	3:33.4	4:48.0	6:03.1	7:19.5	8:35.9	9:51.3
6	Coughlan, Angela	CAN	1:08.0	2:20.6	3:34.9	4:51.1	6:07.7	7:24.2	8:40.8	9:56.4
7	Longford, Denise	AUS	1:09.1	2:22.5	3:37.0	4:52.5	6:08.3	7:24.6	8:41.0	9:56.7
8	Vaca, Laura	MEX	1:10.1	2:25.2	3:41.2	4:57.4	6:13.8	7:30.4	8:47.2	10:02.5

(RM) 9:10.4 Meyer, Debbie EUA 1968, EUA  
(RO) Etabili a Mexico Set in Mexico

**100 m BRASSE - DAMES**  
**100 m BREASTROKE - WOMEN**

ELIMINATOIRES  
ELIMINATION HEATS **OCT 18**

			Temps				Temps
			Time				Time
1	Ball, Catie (ro)	EUA	1:18.8	1	Bjedov, Djurdjica (mro)	YUG	1:17.7
2	Barnes, Joanne	AUS	1:19.1	2	Grebennikova, Alla	URS	1:19.3
3	Jones, Suzy	EUA	1:19.3	3	Nir, Shlomit	ISR	1:20.9
4	Harrison, Dorothy	GBR	1:19.6	4	O'Connor, Ann	IRL	1:21.1
5	Filippovits, Christine	AUT	1:19.9	5	Janus, Maria	HOL	1:21.9
6	Dynick, Tamara	MEX	1:22.7	6	Orejuela, Tamara	ECU	1:26.8
7	Vicens, Liana	PRO	1:25.2	7	Joksch, Celia	SAL	1:46.6
	De la Portilla, Ana	MEX	NSP				
1	Wichman, Sharon (mro)	EUA	1:18.3	1	Frommter, Uta (mro)	ALE	1:18.5
2	Playfair, Judy	AUS	1:19.2	2	Prozumenshikova, Galina	URS	1:18.6
3	Braze, Yvonne	SUE	1:20.8	3	Babanina, Svetlana	URS	1:20.2
4	Eberle, Verena	ALE	1:22.6	4	Slattery, Jill	GBR	1:20.7
5	Casas, Victoria	MEX	1:24.7	5	McKenzie, Susan	AUS	1:20.9
6	Moreno, Maria	SAL	1:27.2	6	Inguadottir, Ellen	ISL	1:22.6
	Balleago, Maria	HUN	NSP		Garcia, Hedy	FIL	NSP
1	Norbis, Ana (mro)	URG	1:17.4				
2	Nakagawa, Kiyoe (mro)	JPN	1:18.2				
3	Harris, Diana	GBR	1:19.8				
4	Takemoto, Yukari	JPN	1:20.7				
5	Egervary, Marta	HUN	1:22.6				
6	Wilmes, Ariette	LUX	1:24.4				
7	Castro, Maria	SAL	1:36.9				

DEMI-FINAL  
SEMI-FINAL

1	Wichman, Sharon (mro)	EUA	1:16.8	1	Norbis, Ana (mro)	URG	1:16.7
2	Bjedov, Djurdjica (mro)	YUG	1:17.1	2	Ball, Catie (mro)	EUA	1:16.8
3	Prozumenshikova, (mro)	URS	1:17.5	3	Frommter, Uta (mro)	ALE	1:16.9
4	Barnes, Joanne (mro)	AUS	1:18.4	4	Nakagawa, Kiyoe (mro)	JPN	1:17.7
5	Grebennikova, Alla (mro)	URS	1:18.6	5	Babanina, Svetlana (mro)	URS	1:18.3
6	Filippovits, Christine	AUT	1:18.9	6	Jones, Suzy (mro)	EUA	1:18.6
7	Harrison, Dorothy	GBR	1:19.6	7	Playfair, Judy	AUS	1:19.3
8	Slattery, Jill	GBR	1:19.8	8	Harris, Diana	GBR	1:19.3

FINALE  
FINAL **OCT 19**

			Temps
			Time
1	Bejedov, Djurdjica (mro)	YUG	1:15.8
2	Prozumenshikova, G. (mro)	URS	1:15.9
3	Wichman, Sharon (mro)	EUA	1:16.1
4	Frommter, Uta (mro)	ALE	1:16.2
5	Ball, Catie (mro)	EUA	1:16.7
6	Nakagawa, Kiyoe (mro)	JPN	1:17.0
7	Babanina, Svetlana (mro)	URS	1:17.2
8	Norbis, Ana (mro)	URG	1:17.3

(RM) 1:14.2 Ball, Catie EUA 1968, EUA  
(RO) Etabili a Mexico Set in Mexico

**200 m BRASSE - DAMES**  
**200 m BREASTROKE - WOMEN**

ELIMINATOIRES  
ELIMINATION HEATS **OCT 22**

			Temps		
			Time	100m	200m
1	Filippovits, Christine	AUT	1:21.0	2:51.3	
2	Playfair, Judy	AUS	1:23.5	2:52.9	
3	Harrison, Dorothy	GBR	1:23.1	2:55.1	
4	Garcia, Hedy	FIL	1:29.6	3:08.1	
5	Orejuela, Tamara	ECU	1:29.3	3:08.5	
	Ball, Catie	EUA	NSP		
1	Wichman, Sharon	EUA	1:19.4	2:46.8	
2	Slattery, Jill	GBR	1:21.6	2:51.2	
3	Dynick, Tamara	MEX	1:23.8	2:52.4	
4	Eberle, Verena	ALE	1:25.0	2:52.5	
5	Casas, Victoria	MEX	1:26.3	3:01.0	
6	Harris, Diana	GBR	1:25.8	3:03.4	
	Castro, Maria	SAL	NSP		
1	Babanina, Svetlana	URS	1:22.7	2:49.8	
2	Jamison, Cathy	EUA	1:21.6	2:50.1	
3	Bjedov, Djurdjica	YUG	1:20.0	2:50.2	
4	Braze, Yvonne	SUE	1:23.7	2:56.3	
5	Nir, Shlomit	ISR	1:23.0	2:58.5	
6	De La Portilla, Ana	MEX	1:29.9	3:03.5	
	Frommter, Uta	ALE	NSP		
1	Prozumenshikova, Galina	URS	1:20.6	2:47.8	
2	Shibata, Chieno	JPN	1:24.6	2:50.6	
3	McKenzie, Susan	AUS	1:26.4	2:53.1	
4	Barnes, Joanne	AUS	1:24.4	2:57.4	
5	Takemoto, Yukari	JPN	1:27.4	2:57.9	
6	Inguadottir, Ellen	ISL	1:27.5	2:58.2	
7	Moreno, Maria	SAL	1:29.9	3:15.4	



		Temps Time		
		100 m	200 m	
1	Norbis, Ana	URG	1:23.8	2:49.4
2	Grebennikova, Alla	URS	1:22.9	2:49.8
3	Nishigawa, Yoshimi	JPN	1:26.2	2:55.3
4	O'Connor, Ann	IRL	1:25.6	2:56.4
5	Birmolt, Klana	HOL	1:27.0	2:57.9
6	Wilmes, Arlette	LUX	1:29.4	3:06.7
7	Vicens, Liana	PRD	1:36.7	3:16.2

## FINALE OCT 23

1	Wichman, Sharon (mro)	EUA	1:18.6	2:44.4
2	Bjedov, Djurdjica (ero)	YUG	1:19.3	2:46.4
3	Prozumenshikova, Galina	URS	1:18.4	2:47.0
4	Grebennikova, Alla	URS	1:20.4	2:47.1
5	Jamison, Cathy	EUA	1:20.5	2:48.4
6	Babanina, Svetlana	URS	1:21.1	2:49.4
7	Shibata, Chieno	JPN	1:23.4	2:51.5
8	Norbis, Ana	URG	1:21.6	2:51.9

(RM) 2:38.5 Ball, Catie EUA 1968, EUA  
(RO) 2:46.4 Prozumenshikova, Galina URS 1964, JPN

## 100 m DOS - DAMES 100 m BACKSTROKE - WOMEN

## ELIMINATOIRES OCT 22 ELIMINATION HEATS

		Temps Time				Temps Time	
1	Goushi, Yukiko	JPN	1:10.2	1	Gasparac, Zdenka	YUG	1:09.9
2	Stirling, Glenda	NZL	1:10.2	2	Swagerty, Jane	EUA	1:10.2
3	Caron, Christine	FRA	1:10.5	3	Gyarmati, Andrea	HUN	1:11.3
4	Weeteling, Albertha	HOL	1:12.5	4	Hafner, Yvette	AUT	1:11.8
5	Brown, Jacqueline	GBR	1:13.0	5	Comolli, Adriana	ARG	1:13.8
6	Ramirez, Lidia	MEX	1:14.5	6	Meister, Doris	ALE	1:14.1
7	Garcia, Hedy	FIL	NSP	7	Hasbun, Rosa	SAL	1:20.5
1	Tanner, Elaine (mro)	CAN	1:07.6	1	Moore, Kendis	EUA	1:10.5
2	Watson, Lynette	AUS	1:09.4	2	Saveleva, Tatyana	URS	1:11.7
3	Corominas, Maria	ESP	1:10.7	3	Andrei, Anca	RUM	1:11.8
4	Patrikka, Ulla	FIN	1:11.6	4	Rickard, Diana	AUS	1:12.4
5	Kraus, Angelika	ALE	1:12.6	5	Walton, Anne	CAN	1:13.0
6	Ospitaletche, Felicia	FRA	1:17.7	6	Procopio, Maria	ARG	1:15.9
7	Nguyen, My-Lien	VNM	1:19.2	7	Shen, Bao-Ni	TWN	1:21.5
1	Canet, Sylvie	FRA	1:10.4	1	Hall, Kaye	EUA	1:09.8
2	Lekveishvili, Tina	URS	1:11.3	2	Buter, Jacobje	HOL	1:10.0
3	Duprez, Benedicte	FRA	1:11.6	3	Lantos, Maria	HUN	1:11.9
4	Sentous, Patricia	ARG	1:13.5	4	Sikkens, Jacoba	HOL	1:11.9
5	Chapman, Prudence	NZL	1:15.2	5	Burrell, Wendy	GBR	1:12.0
6	Ferracuti, Carmen	SAL	1:17.8	6	Dauven, Francine	BEL	1:15.3
				7	Baranyi, Judit	HUN	1:16.0

## DEMI-FINALES SEMI-FINALS

1	Watson, Lynette	AUS	1:09.0	1	Tanner, Elaine (mro)	CAN	1:07.4
2	Moore, Kendis	EUA	1:09.6	2	Hall, Kaye	EUA	1:08.2
3	Stirling, Glenda	NZL	1:10.1	3	Swagerty, Jane	EUA	1:08.6
4	Goushi, Yukiko	JPN	1:10.2	4	Canet, Sylvie	FRA	1:09.0
5	Duprez, Benedicte	FRA	1:10.6	5	Gyarmati, Andrea	HUN	1:09.9
6	Gasparac, Zdenka	YUG	1:10.8	6	Buter, Jacobje	HOL	1:10.7
7	Corominas, Maria	ESP	1:11.0	7	Caron, Christine	FRA	1:10.8
8	Lekveishvili, Tina	URS	1:11.0	8	Patrikka, Ulla	FIN	1:12.1

## FINALE OCT 23

		Temps Time	
1	Hall, Kaye (mro)	EUA	1:06.2
2	Tanner, Elaine (mro)	CAN	1:06.7
3	Swagerty, Jane	EUA	1:08.1
4	Moore, Kendis	EUA	1:08.3
5	Gyarmati, Andrea	HUN	1:09.1
6	Watson, Lynette	AUS	1:09.1
7	Canet, Sylvie	FRA	1:09.3
8	Stirling, Glenda	NZL	1:10.6

(RM) 1:06.4 Muir, Karen ADE 1968, CAN  
(RO) 1:07.7 Ferguson, Cathy, EUA 1964, JPN

## 200 m DOS - DAMES 200 m BACKSTROKE - WOMEN

## ELIMINATOIRES OCT 25 ELIMINATION HEATS

		Temps Time				Temps Time	
1	Hall, Kaye (ro)	EUA	1:12.0	1	Corominas, Maria	ESP	1:15.9
2	Sikkens, Jacoba	HOL	1:17.5	2	Saveleva, Tatyana	URS	1:15.0
3	Warren, Jeanne	CAN	1:16.6	3	Patrikka, Ulla	FIN	1:13.8
4	Watson, Anne	CAN	1:16.9	4	Caron, Christine	FRA	1:17.7
5	Brown, Jacqueline	GBR	1:14.5	5	Gyarmati, Andrea	HUN	NSP
6	Lekveishvili, Tina	URS	1:19.5	6	Asturias, Silvana	GUA	NSP
7	Dauven, Francine	BEL	1:19.7	7	Baranyi, Judit	HUN	NSP
1	Corominas, Maria	ESP	1:15.9	1	Watson, Lynette	AUS	1:14.5
2	Saveleva, Tatyana	URS	1:15.0	2	Atwood, Susie	EUA	1:14.6
3	Patrikka, Ulla	FIN	1:13.8	3	Weeteling, Albertha	HOL	1:15.3
4	Caron, Christine	FRA	1:17.7	4	Andrei, Anca	RUM	1:17.0
5	Gyarmati, Andrea	HUN	NSP	5	Procopio, Maria	ARG	1:21.7
6	Asturias, Silvana	GUA	NSP	6	Lantos, Maria	HUN	NSP
7	Baranyi, Judit	HUN	NSP	7	Elliott, Helen	FIL	NSP
1	Watson, Lynette	AUS	1:14.5	1	Tanner, Elaine (mro)	CAN	1:13.7
2	Atwood, Susie	EUA	1:14.6	2	Burrell, Wendy	GBR	1:12.8
3	Weeteling, Albertha	HOL	1:15.3	3	Kohardt, Doris	ADE	1:14.9
4	Andrei, Anca	RUM	1:17.0	4	Kraus, Angelika	ALE	1:16.4
5	Procopio, Maria	ARG	1:21.7	5	Stirling, Glenda	NZL	1:18.9
6	Lantos, Maria	HUN	NSP	6	Ferracuti, Carmen	SAL	1:23.6
7	Elliott, Helen	FIL	NSP	7	Comolli, Adriana	ARG	NSP
1	Tanner, Elaine (mro)	CAN	1:13.7	1	Watson, Pokey (mro)	EUA	1:13.8
2	Burrell, Wendy	GBR	1:12.8	2	Gasparac, Zdenka	YUG	1:13.5
3	Kohardt, Doris	ADE	1:14.9	3	Duprez, Benedicte	FRA	1:15.5
4	Kraus, Angelika	ALE	1:16.4	4	Canet, Sylvie	FRA	1:17.8
5	Stirling, Glenda	NZL	1:18.9	5	Hafner, Yvette	AUT	1:17.2
6	Ferracuti, Carmen	SAL	1:23.6	6	Sentous, Patricia	ARG	1:19.5
7	Comolli, Adriana	ARG	NSP	7	Ospitaletche, Felicia	URS	1:25.4
1	Watson, Pokey (mro)	EUA	1:13.8	8	Hasbun, Rosa	SAL	1:22.3
2	Gasparac, Zdenka	YUG	1:13.5				
3	Duprez, Benedicte	FRA	1:15.5				
4	Canet, Sylvie	FRA	1:17.8				
5	Hafner, Yvette	AUT	1:17.2				
6	Sentous, Patricia	ARG	1:19.5				
7	Ospitaletche, Felicia	URS	1:25.4				
8	Hasbun, Rosa	SAL	1:22.3				

## FINALE FINAL

1	Watson, Pokey (mro)	EUA	1:10.4	2:24.8
2	Tanner, Elaine (mro)	CAN	1:09.1	2:27.4
3	Hall, Kaye (mro)	EUA	1:12.1	2:28.9
4	Watson, Lynette (mro)	AUS	1:12.5	2:29.5
5	Burrell, Wendy	GBR	1:12.9	2:32.3
6	Gasparac, Zdenka	YUG	1:11.8	2:33.5
7	Corominas, Maria	ESP	1:14.6	2:33.9
8	Duprez, Benedicte	FRA	1:15.4	2:36.6

(RM) 2:23.8 Muir, Karen ADE 1968, EUA  
(RO) Etabili a Mexico Set in Mexico



**OLYMPISCHE SPIELE**

**LOS ANGELES 1984**

<http://olympic-museum.de/o-reports/olympic-games-official-report-1984.php>

*Official Report of the Games of the XXIIIrd Olympiad Los Angeles, 1984*







## Swimming/Natation

### Officials

Federational Internationale de Natation Amateur (FINA)	LAOOC Administrative Staff/Personnel	Administratif de LAOOC
President/président	Commissioner/commissaire	Jay Flood
Secretary-General/secrétaire-général	Competition Director (Swimming)/ directeur du compétition (natation)	Peter Daland
Technical Delegates/delegates techniques	Competition director (Sync. Swimming)/ directeur du compétition (natation synchronisée)	Dawn Bean
	Competition Director (Diving)/ Directeur du compétition (plongeon)	Richard Wilson
	Competition Director (Water Polo)/ Directeur du compétition (water polo)	Burt Shaw
	Venue Manager (Swimming; Diving; Sync. Swimming)/ manager de la venue (natation; plongeon; natation synchronisée)	Andy Knox
	Venue Manager (Water Polo)/ manager de la venue (water polo)	Bob Gaughran
	Sports Manager/Manager du sport	Eli Primrose

### Participants/Participants

Women Femmes	Competitors Compétiteurs	Pays	Men Hommes	Competitors Compétiteurs	Countries Pays
100 M Freestyle/nage libre	45	30	100 M Freestyle/nage libre	68	43
200 M Freestyle/nage libre	36	25	200 M Freestyle/nage libre	56	36
400 M Freestyle/nage libre	25	17	400 M Freestyle/nage libre	36	25
800 M Freestyle/nage libre	20	14	1500 M Freestyle/nage libre	27	19
100 M Backstroke/dos	31	21	100 M Backstroke/dos	45	31
200 M Backstroke/dos	27	18	200 M Backstroke/dos	34	25
100 M Breaststroke/brasse	30	21	100 M Breaststroke/brasse	50	36
200 M Breaststroke/brasse	23	16	200 M Breaststroke/brasse	47	34
100 M Butterfly/papillon	35	23	100 M Butterfly/papillon	53	39
200 M Butterfly/papillon	29	18	200 M Butterfly/papillon	35	28
200 M Individual Medley/quatre nages	27	21	200 M Individual Medley/quatre nages	45	31
400 M Individual Medley/quatre nages	18	13	400 M Individual Medley/quatre nages	23	19
4x100 M Medley Relay/relais quatre nages	52	13	4x100 M Medley Relay/relais quatre nages	94	21
4x100 M Freestyle Relay/relais nage libre	54	12	4x100 M Freestyle Relay/relais nage libre	99	23
Springboard Diving/plongeon du tremplin	24	18	4x200 M Freestyle Relay/relais nage libre	62	14
Platform Diving/plongeon haut-vol	11	14	Springboard Diving/plongeon du tremplin	30	19
Synchronized Solo/synchronisée Solo	50	21	Platform Diving/plongeon haut-vol	26	18
Synchronized Duet/synchronisée Duo	36	18	Water-Polo/water-polo	144	12

### Legend/Légende

	new Olympic record/nouveau record olympique	**	alternate captain/capitaine remplaçant
	new world record/nouveau record mondial	DO	disqualification/disqualification
	captain/capitaine	NP	did not participate/n'a pas participé

Olympic Swim Stadium,  
University of Southern California,  
Los Angeles (16,500)









**7.02.8**

**Swimming: Swim Stadium**

The swimming, synchronized swimming and diving events of the Games of the XXIIIrd Olympiad were held at the new Swim Stadium located on the campus of the University of Southern California. Announced on 7 August 1980, construction commenced on 30 December 1980 with facilities dedicated on 7 July 1983. The swimming and diving pools, funded by a grant from the McDonald's Olympic Trust, were built especially for the 1984 Games but were designed as a permanent facility.

The swimming pool is 52.59 meters in length and 22.885 meters wide. It is divided into eight swimming lanes of 2.4892 meters with perforated stainless-steel bulkheads at each end. The bulkheads are moveable to adjust the length of the pool to the 50 meters for swimming competition and to greater or lesser lengths, as needed, for various other uses. The bulkheads are installed with timing-touch plates, and their perforated design provides wave control for maximum pool efficiency. Water depth varies from 2 meters to 3.96 meters.

The first use of the swimming facilities was in 1983 when swimming and diving competition was held 14-17 July. Synchronized swimming events took place 5-7 August 1983. Accuracy of the design and engineering was proven during this first meet in the newly constructed pool when a world record was set in the men's 800-meter freestyle. Eleven world records in swimming were set during the Games.

The diving pool is 22.885 meters square. Water depth varies from 2 meters to 5.18 meters and a diving tower was installed with platforms at 5 meters, 7.5 meters and 10 meters. The surface of each platform was covered with Sportflex material from Mondo Rubber. Two permanent 3-meter diving boards were installed, along with two temporary 3-meter boards which were replaced by 1-meter boards at the conclusion of the Olympic Games. A compressed-air bubbling machine provides 200 pounds per square inch of air pressure with a work volume of 60 cubic feet per second to sparging units in the pool to facilitate surface visibility for the divers.

Underwater windows and viewing rooms were constructed for both the swimming and diving pools for use by television crews. Access was provided through manhole entrances on the deck. Underwater sound amplification was provided in both pools. A results scoreboard was permanently installed at the site and augmented by a second electronic results board during the Games. All timing devices and scoreboards were the responsibility of Swiss Timing. 17,105 bleacher-type temporary seats were erected for use during the Games.

The swim venue was located immediately adjacent to the Olympic village at USC. Parking was limited to the 2,000 spaces provided by the university in a parking structure located next to the swimming stadium, so spectators were encouraged to use public transportation whenever possible. All staff were transported by bus from a central parking location approximately five miles away.

The transformation of the swim stadium to the swim venue for Olympic competition was done in conjunction with work done throughout the Exposition Park/University of Southern California area. Actual completion of all of the Look design and the extensive temporary construction required for television coverage was completed one day prior to competition.

The spectator entry to the venue was through an arch constructed on Vermont Boulevard just south of Jefferson Boulevard. The distance from the entrance of the venue to the seating areas was made to appear shorter than it actually was through the placement of concession stands, tented shaded areas and a long reflecting pool. Since the venue was actually a temporary facility from the standpoint of spectator amenities, 128 portable toilets were placed behind the stands on both sides of the pools. Twelve of these were designed for the handicapped.

Over 36,000 square feet of tented area was provided for the operation of the venue including Olympic Family, FINA, LAOOC and athlete warm-up and rest areas. One hundred eighteen tents of various sizes were used.

The facility proved fully satisfactory for Olympic use and will be well used by area residents and USC students for years to come. During the Games, the simply arranged support facilities were sufficient to allow the work of the competition and venue staffs to be carried out in a pleasant, colorful atmosphere.



19



20

19 University of Southern California is the site of swimming/diving and a village during the Games. Support facilities for the competition are provided through the use of temporary tenting.

20 The specially-constructed pool at USC provided a perfect summer setting for the swimming competition and provides the university with a lasting legacy for the community.

21 Use of the Look colors dresses up the diving area, including the boiler exhaust located behind the diving tower.



21



Men/100 M Breaststroke Heat 1/July 29				Hommes/100 m brasse Eliminatoire 1/29 Juil			
RANK	LANE	NAME	CTRY	50 M	100 M		
RANG	COUIL						
1	4	Lang, Peter	FRG	25.66	1:04.40		
2	3	Boehm, Thomas	AUT	30.16	1:04.62		
3	5	Veiloux, Marco	CAN	30.63	1:05.24		
4	2	Rubery, Victor	BER	30.77	1:05.96		
5	7	Helgason, Tryggvi	ISL	31.34	1:07.71		
6	6	Falon, Julio Cesar	ARG	31.62	1:07.91		
7	1	Piva, Michele	SMR	34.74	1:16.31		

Men/100 M Breaststroke Heat 2/July 29				Hommes/100 m brasse Eliminatoire 2/29 Juil			
RANK	LANE	NAME	CTRY	50 M	100 M		
RANG	COUIL						
1	4	Evans, Peter	AUS	29.74	1:00.87		
2	5	Avagnano, Raffaele	ITA	29.53	1:04.09		
3	3	Rotherg, Enrique	ESP	31.32	1:02.19		
4	6	Morf, Felix	ISR	30.71	1:05.09		
5	2	Watt, Kam Sing	HKG	32.01	1:08.07		
6	7	Nadim, Ayman	EGY	31.97	1:09.51		
7	1	Alahhoud, Ahmad	KUW	34.27	1:13.01		

Men/100 M Breaststroke Heat 3/July 29				Hommes/100 m brasse Eliminatoire 3/29 Juil			
RANK	LANE	NAME	CTRY	50 M	100 M		
RANG	COUIL						
1	4	Moorhouse, Adrian	GBR	30.25	1:04.06		
2	5	Minervini, Gianni	ITA	30.27	1:04.37		
3	3	Berggren, Peter	SWE	30.28	1:04.95		
4	6	Shligman, Eyal	ISR	30.32	1:05.53		
5	2	Gutierrez, Manuel	PAN	31.74	1:06.07		
6	7	Ortigosa, Oscar	PER	32.31	1:09.07		
7	1	Farlow, Brian	ISV	33.14	1:11.37		

Men/100 M Breaststroke Heat 4/July 29				Hommes/100 m brasse Eliminatoire 4/29 Juil			
RANK	LANE	NAME	CTRY	50 M	100 M		
RANG	COUIL						
1	4	Davis, Victor	CAN	29.72	1:03.83		
2	3	Austin, Brett	NZL	30.11	1:04.83		
3	5	Dagon, Elienne	SUI	30.21	1:05.37		
4	6	Olsen, Jan-Erick	NOR	30.45	1:05.49		
5	2	Yokochi, Alexandre	POR	32.47	1:12.80		
6	7	Henao, Jorge	VEN	32.43	1:09.01		
7	1	Woodard, Harrell	ISV	32.43	1:11.17		

Men/100 M Breaststroke Heat 5/July 29				Hommes/100 m brasse Eliminatoire 5/29 Juil			
RANK	LANE	NAME	CTRY	50 M	100 M		
RANG	COUIL						
1	5	Stocks, Brett	AUS	29.61	1:03.46		
2	4	Morken, Gerald	FRG	29.70	1:01.52		
3	6	Watanabe, Kenji	JPN	31.02	1:06.10		
4	3	Newallo, Paul	TRI	31.37	1:06.71		
5	7	Morillo, Eduardo	MEX	31.32	1:06.02		
6	2	Li Khai Kam	HKG	31.84	1:08.75		
7	1	Marroquin-Lara, Fernando	GUA	32.53	1:09.23		
8	8	Corelo, Salvador	HON		1:09.31		

Men/100 M Breaststroke Heat 6/July 29				Hommes/100 m brasse Eliminatoire 6/29 Juil			
RANK	LANE	NAME	CTRY	50 M	100 M		
RANG	COUIL						
1	4	Lundquist, Steve	USA	29.54	1:03.55		
2	5	Restrepo, Pablo	COL	30.44	1:04.44		
3	6	Canvalho, Luiz	BRA	30.90	1:05.96		
4	3	Jarveniaus, Martti	FIN	31.39	1:06.71		
5	7	Jaitulla, Jaitulla	PHI	31.37	1:06.90		
6	1	Oon, Jin-Teik	SIN	32.11	1:09.23		
7	8	El-Domyati, Amine	LIB	35.87	1:19.10		
8	2	Wang, Lin	CHN	32.32	1:10.00		

Men/100 M Breaststroke Heat 7/July 29				Hommes/100 m brasse Eliminatoire 7/29 Juil			
RANK	LANE	NAME	CTRY	50 M	100 M		
RANG	COUIL						
1	4	Moffet, John	USA	29.14	1:02.56		
2	5	Takahashi, Shigehiro	JPN	30.17	1:04.71		
3	3	Cambell, Iain	GBR	30.23	1:04.81		
4	2	Jin, Fu	CHN	30.26	1:05.05		
5	6	Prohaska, Gerhard	AUT	31.13	1:06.41		
6	7	Guanco, Francisco	PHI	32.29	1:07.55		
7	1	Sigurdsson, Arni	ISL	32.17	1:08.52		
8	5	Wa-El, Isaac Atish	KUW	35.85	1:15.51		

Men/100 M Breaststroke Summary/Heats/July 29			Hommes/100 m brasse Sommaire/éliminatoires/29 Juil			
RANK	HEAT	LANE	NAME	CTRY	50 M	100 M

The first 8 qualify for Final A (1-8)/Les 8 premiers se qualifient pour la Finale A (1-8)  
The next 8 qualify for Final B (9-16)/Les 8 suivants se qualifient pour la Finale B (9-16)

1	7	4	Moffet, John	USA	29.14	1:02.56
2	2	4	Evans, Peter	AUS	29.61	1:03.46
3	5	5	Stocks, Brett	AUS	29.70	1:03.63
4	5	4	Morken, Gerald	FRG	29.70	1:03.63
5	6	4	Lundquist, Steve	USA	29.72	1:03.83
6	4	3	Davis, Victor	CAN	29.72	1:04.06
7	3	4	Moorhouse, Adrian	GBR	30.25	1:04.06
8	2	5	Avagnano, Raffaele	ITA	29.53	1:04.09
9	3	5	Minervini, Gianni	ITA	30.27	1:04.37
10	1	4	Lang, Peter	FRG	29.66	1:04.40
11	6	5	Restrepo, Pablo	COL	30.44	1:04.44
12	1	3	Boehm, Thomas	AUT	30.16	1:04.62
13	7	5	Takahashi, Shigehiro	JPN	30.17	1:04.71
14	7	3	Cambell, Iain	GBR	30.23	1:04.81
15	4	3	Austin, Brett	NZL	30.11	1:04.83
16	3	3	Berggren, Peter	SWE	30.28	1:04.95
17	7	2	Jin, Fu	CHN	30.26	1:05.05
18	2	3	Romero, Enrique	ESP	31.32	1:05.19
19	1	5	Veiloux, Marco	CAN	30.63	1:05.24
20	4	5	Dagon, Elienne	SUI	30.45	1:05.49
21	4	6	Olsen, Jan-Erick	NOR	30.45	1:05.49
22	3	6	Shligman, Eyal	ISR	30.32	1:05.53
23	7	6	Morf, Felix	ISR	30.71	1:05.53
24	1	2	Rubery, Victor	BER	30.77	1:05.96
25	6	6	Canvalho, Luiz	BRA	30.90	1:05.96
26	3	7	Gutierrez, Manuel	PAN	31.74	1:06.07
27	5	6	Watanabe, Kenji	JPN	31.02	1:06.10
28	5	3	Newallo, Paul	TRI	31.37	1:06.71
29	6	3	Jarveniaus, Martti	FIN	31.39	1:06.71
30	7	6	Prohaska, Gerhard	AUT	31.13	1:06.41
31	6	2	Morillo, Eduardo	MEX	31.32	1:06.02
32	7	7	Guanco, Francisco	PHI	32.29	1:07.55
33	1	7	Helgason, Tryggvi	ISL	31.34	1:07.71
34	1	6	Falon, Julio Cesar	ARG	31.62	1:07.91
35	4	2	Yokochi, Alexandre	POR	32.47	1:09.00
36	6	7	Jaitulla, Jaitulla	PHI	31.37	1:06.90
37	2	2	Watt, Kam Sing	HKG	32.01	1:08.07
38	7	1	Sigurdsson, Arni	ISL	32.17	1:08.52
39	5	7	Li Khai Kam	HKG	31.84	1:08.75
40	4	7	Henao, Jorge	VEN	32.43	1:09.01
41	8	7	Ortigosa, Oscar	PER	32.31	1:09.07
42	6	1	Oon, Jin-Teik	SIN	32.11	1:09.23
43	7	7	Nadim, Ayman	EGY	31.97	1:09.51
44	5	1	Marroquin-Lara, Fernando	GUA	32.53	1:09.23
45	4	1	Woodard, Harrell	ISV	32.43	1:11.17
46	3	1	Farlow, Brian	ISV	33.14	1:11.37
47	2	1	Alahhoud, Ahmad	KUW	34.27	1:13.01
48	1	1	Piva, Michele	SMR	34.74	1:16.31
49	7	8	Wa-El, Isaac Atish	KUW	35.85	1:15.51
50	6	8	El-Domyati, Amine	LIB	35.87	1:19.10
51	8	8	Corelo, Salvador	HON		1:09.31
52	2	8	Wang, Lin	CHN		1:10.00

Men/100 M Breaststroke Final B (9-16)/July 29			Hommes/100 m brasse Finale B (9-16)/29 Juil		
RANK	LANE	NAME	CTRY	50 M	100 M

1	4	Minervini, Gianni	ITA	30.12	1:03.99
2	2	Takahashi, Shigehiro	JPN	30.53	1:04.41
3	5	Lang, Peter	FRG	30.58	1:04.25
4	3	Restrepo, Pablo	COL	30.58	1:04.75
5	6	Boehm, Thomas	AUT	30.17	1:04.75
6	7	Cambell, Iain	GBR	30.46	1:05.02
7	1	Austin, Brett	NZL	30.52	1:05.49
8	8	Berggren, Peter	SWE	30.74	1:05.61

Men/100 M Breaststroke Final A (1-8)/July 29			Hommes/100 m brasse Finale A (1-8)/29 Juil		
RANK	LANE	NAME	CTRY	50 M	100 M

1	2	Lundquist, Steve	USA	29.55	1:01.50
2	7	Davis, Victor	CAN	29.37	1:01.99
3	5	Evans, Peter	AUS	29.40	1:02.97
4	4	Moorhouse, Adrian	GBR	29.45	1:02.25
5	4	Moffet, John	USA	31.06	1:03.28
6	3	Stocks, Brett	AUS	30.05	1:03.49
7	6	Morken, Gerald	FRG	29.67	1:03.95
8	8	Avagnano, Raffaele	ITA	29.92	1:04.17

Race-in-Review: Steve Lundquist (USA) got a sensational start and after 50 meters it became evident that the race was going to be for second place. Victor Davis (CAN) was second after the 50-meter turn, about a body-length behind Lundquist. Lundquist and Davis maintained their positions to the finish as Lundquist set both world and Olympic records. Peter Evans (AUS) held off Adrian Moorhouse (GBR) for third. **Compte rendu: Steve Lundquist (USA) effectuait un départ extraordinaire et après 50m de course il devenait évident que le suspense de cette course serait constitué par la place de second. Victor Davis (CAN) était deuxième après le virage des 50m, à environ une longueur derrière Lundquist. Lundquist et Davis maintenaient leurs positions jusqu'à la ligne d'arrivée où Lundquist établissait à la fois un record mondial et olympique. Peter Evans (AUS) résistait à Adrian Moorhouse (GBR) pour la place de troisième.**





# OLYMPISCHE SPIELE SYDNEY 2000

<http://olympic-museum.de/o-reports/olympic-games-official-report-2000.php>

<http://www.omegatiming.com/Competition?id=0001000600FFFFFFFFFFFFFFFFFFFFFFFF&sport=AQ&year=2000>



THE RESULTS



OFFICIAL REPORT  
OF THE XXVII OLYMPIAD

VOLUME TWO  
CELEBRATING THE GAMES



SYDNEY 2000 OLYMPIC GAMES  
15 SEPTEMBER- 1 OCTOBER 2000





**RESULTS****RESULTATS****Women's 200m Butterfly Heats****200 M PAPILLON - FEMMES ELIMINATOIFES**TUE 19 SEP 2000  
MAR 19 SEPT 2000Sydney International  
Aquatic Centre

	<b>2:05.81</b>	28.51 1:00.24 1:32.71	<b>O'NEILL Susie</b>	AUS Sydney (AUS)	17 MAY 2000
	<b>2:06.90</b>	29.30 1:01.00 1:34.08	<b>MEAGHER Mary T.</b>	USA Los Angeles (USA)	04 AUG 1984

**Heat 3**

Rank	Lane	Name	NOC Code	R.T.	50m	100m	150m	Results	Time Behind
1	5	HYMAN Misty	USA	0.82 (1)	28.90 (1)	1:01.06 (1) 32.16	1:34.13 (1) 33.07	<b>2:07.87</b> 33.74	
2	4	JACOBSEN Mette	DEN	0.88 (2)	29.22 (2)	1:01.84 (2) 32.62	1:35.28 (2) 33.44	<b>2:09.30</b> 34.02	1.43
3	3	NAKANISHI Yuko	JPN	0.75 (5)	29.75 (5)	1:03.12 (4) 33.37	1:36.14 (4) 33.02	<b>2:10.22</b> 34.08	2.35
4	2	LEE Georgina	GBR	0.79 (6)	29.80 (4)	1:02.87 (5) 33.07	1:36.74 (5) 33.87	<b>2:11.09</b> 34.35	3.22
5	8	van WELIE Elizabeth	NZL	0.88 (8)	30.45 (8)	1:03.69 (7) 33.24	1:37.34 (7) 33.65	<b>2:11.62</b> 34.28	3.75
6	7	BUTTON Jen	CAN	0.77 (6)	29.80 (6)	1:03.15 (6) 33.35	1:37.02 (6) 33.87	<b>2:11.74</b> 34.72	3.87
7	1	VINOGRADOVA Ekaterina	RUS	0.90 (3)	29.33 (3)	1:02.24 (3) 32.91	1:35.84 (3) 33.60	<b>2:11.94</b> 36.10	4.07
8	6	van ALMSICK Franziska	GER	0.86 (4)	29.64 (7)	1:03.39 (8) 33.75	1:38.90 (8) 35.51	<b>2:15.68</b> 36.78	7.81

**Heat 4**

Rank	Lane	Name	NOC Code	R.T.	50m	100m	150m	Results	Time Behind
1	4	THOMAS Petria	AUS	0.77 (1)	28.60 (2)	1:01.26 (2) 32.66	1:34.45 (2) 33.19	<b>2:08.70</b> 34.25	
1	5	JEDRZEJCZAK Otylia	POL	0.88 (2)	28.96 (1)	1:01.09 (1) 32.13	1:34.44 (1) 33.35	<b>2:08.70</b> 34.26	
3	2	RISZTOV Eva	HUN	0.88 (4)	29.62 (4)	1:02.66 (3) 33.04	1:36.57 (3) 33.91	<b>2:11.32</b> 34.75	2.62
4	7	LOOTS Mandy	RSA	0.80 (3)	29.39 (3)	1:02.37 (5) 32.98	1:36.83 (5) 34.46	<b>2:11.38</b> 34.55	2.68
5	6	PEDDER Margaretha	GBR	0.81 (8)	30.34 (8)	1:03.50 (7) 33.16	1:37.39 (7) 33.89	<b>2:11.59</b> 34.20	2.89
6	1	LIU Limin	CHN	0.77 (6)	29.68 (6)	1:03.14 (4) 33.46	1:36.79 (4) 33.65	<b>2:12.32</b> 35.53	3.62
7	3	DEGLAU Jessica	CAN	0.81 (6)	29.68 (5)	1:02.73 (5) 33.05	1:36.83 (5) 34.10	<b>2:12.86</b> 36.03	4.16
8	8	HSIEH Shu-Tzu	TPE	0.86 (5)	29.67 (7)	1:03.42 (8) 33.75	1:39.30 (8) 35.88	<b>2:16.23</b> 36.93	7.53

**Legend/Légende**WR World Record / Record du monde  
OR Olympic Record / Record olympique=WR Eq. World Record / Record du monde égalé  
=OR Eq. Olympic Record / Record olympique égaléRT Reaction time / Temps de réaction  
DNF Did Not Finish / AbandonDNS Did Not Start / Absent au départ  
DQ Disqualified / Disqualifié



**RESULTS SUMMARY****RECAPITULATIF DES RESULTATS****Women's 200m Butterfly Heats****200 M PAPILLON - FEMMES ELIMINATOIFES**TUE 19 SEP 2000  
MAR 19 SEPT 2000Sydney International  
Aquatic Centre

	<b>2:05.81</b>	28.51 1:00.24 1:32.71	<b>O'NEILL Susie</b>	AUS Sydney (AUS)	17 MAY 2000
	<b>2:06.90</b>	29.30 1:01.00 1:34.08	<b>MEAGHER Mary T.</b>	USA Los Angeles (USA)	04 AUG 1984

Rank	Heat	Lane	Name	NOC Code	R.T.	50m	100m	150m	Results	Time Behind
1	3	5	HYMAN Misty	USA	0.82 (1)	28.90 (1)	1:01.06 (1)	1:34.13 (1)	<b>2:07.87</b> 32.16 33.07	
2	5	4	O'NEILL Susie	AUS	0.87 (1)	29.05 (1)	1:01.23 (1)	1:34.20 (1)	<b>2:07.97</b> 32.18 32.97	0.10
3	4	4	THOMAS Petria	AUS	0.77 (1)	28.60 (2)	1:01.26 (2)	1:34.45 (2)	<b>2:08.70</b> 32.66 33.19	0.83
3	4	5	JEDRZEJCZAK Otylia	POL	0.88 (2)	28.96 (1)	1:01.09 (1)	1:34.44 (1)	<b>2:08.70</b> 32.13 33.35	0.83
5	3	4	JACOBSEN Mette	DEN	0.88 (2)	29.22 (2)	1:01.84 (2)	1:35.28 (2)	<b>2:09.30</b> 32.62 33.44	1.43
6	5	5	MITA Maki	JPN	0.79 (2)	29.35 (3)	1:02.15 (2)	1:35.55 (2)	<b>2:09.85</b> 32.80 33.40	1.98
7	5	3	SANDENO Kaitlin	USA	0.79 (6)	29.80 (7)	1:03.02 (4)	1:36.17 (4)	<b>2:09.92</b> 33.22 33.15	2.05
8	3	3	NAKANISHI Yuko	JPN	0.75 (5)	29.75 (5)	1:03.12 (4)	1:36.14 (4)	<b>2:10.22</b> 33.37 33.02	2.35
9	2	3	JEANSON Cecile	FRA	0.74 (2)	29.87 (2)	1:03.35 (1)	1:36.09 (1)	<b>2:10.78</b> 33.48 32.74	2.91
10	5	6	GARCIA Mireia	ESP	0.76 (5)	29.60 (2)	1:02.14 (5)	1:36.27 (5)	<b>2:10.96</b> 32.54 34.13	3.09
11	3	2	LEE Georgina	GBR	0.79 (6)	29.80 (4)	1:02.87 (5)	1:36.74 (5)	<b>2:11.09</b> 33.07 33.87	3.22
12	4	2	RISZTOV Eva	HUN	0.88 (4)	29.62 (4)	1:02.66 (3)	1:36.57 (3)	<b>2:11.32</b> 33.04 33.91	3.45
13	5	2	SKOU Sophia	DEN	0.90 (3)	29.41 (4)	1:02.26 (3)	1:35.96 (3)	<b>2:11.35</b> 32.85 33.70	3.48
14	4	7	LOOTS Mandy	RSA	0.80 (3)	29.39 (3)	1:02.37 (5)	1:36.83 (5)	<b>2:11.38</b> 32.98 34.46	3.51
15	4	6	PEDDER Margaretha	GBR	0.81 (8)	30.34 (8)	1:03.50 (7)	1:37.39 (7)	<b>2:11.59</b> 33.16 33.89	3.72
16	3	8	van WELIE Elizabeth	NZL	0.88 (8)	30.45 (8)	1:03.69 (7)	1:37.34 (7)	<b>2:11.62</b> 33.24 33.65	3.75
17	3	7	BUTTON Jen	CAN	0.77 (6)	29.80 (6)	1:03.15 (6)	1:37.02 (6)	<b>2:11.74</b> 33.35 33.87	3.87
18	3	1	VINOGRADOVA Ekaterina	RUS	0.90 (3)	29.33 (3)	1:02.24 (3)	1:35.84 (3)	<b>2:11.94</b> 32.91 33.60	4.07
19	4	1	LIU Limin	CHN	0.77 (6)	29.68 (6)	1:03.14 (4)	1:36.79 (4)	<b>2:12.32</b> 33.46 33.65	4.45
20	2	1	BOSEVSKA Mirjana	MKD	0.78 (4)	30.10 (4)	1:04.04 (3)	1:38.06 (3)	<b>2:12.59</b> 33.94 34.02	4.72
21	5	1	LIU Yin	CHN	0.83 (4)	29.43 (5)	1:02.44 (6)	1:36.95 (6)	<b>2:12.79</b> 33.01 34.51	4.92
22	4	3	DEGLAU Jessica	CAN	0.81 (6)	29.68 (5)	1:02.73 (5)	1:36.83 (5)	<b>2:12.86</b> 33.05 34.10	4.99
23	2	4	ZAHRL Petra	AUT	0.83 (1)	29.25 (1)	1:02.11 (2)	1:36.88 (2)	<b>2:13.29</b> 32.86 34.77	5.42
24	2	5	LOZUMYRSKA Zhanna	UKR	0.92 (3)	30.04 (3)	1:03.81 (4)	1:38.62 (4)	<b>2:14.47</b> 33.77 34.81	6.60
25	5	7	PELAEZ Maria	ESP	0.82 (8)	29.97 (6)	1:02.97 (7)	1:37.89 (7)	<b>2:14.66</b> 33.00 34.92	6.79

**Legend / Légende**WR World Record / Record du monde  
OR Olympic Record / Record olympique=WR Eq. World Record / Record du monde égalé  
=OR Eq. Olympic Record / Record olympique égaléRT. Reaction time / Temps de réaction  
DNF Did Not Finish / AbandonDNS Did Not Start / Absent au départ  
DQ Disqualified / Disqualifié







**RESULTS SUMMARY****RECAPITULATIF DES RESULTATS****Women's 200m Butterfly  
Semifinal****200 M PAPILLON - FEMMES  
DEMI-FINALE**TUE 19 SEP 2000  
MAR 19 SEPT 2000Sydney International  
Aquatic Centre

<b>WR</b>	<b>2:05.81</b>	28.51	1:00.24	1:32.71	<b>O'NEILL Susie</b>	AUS Sydney (AUS)	17 MAY 2000
<b>OR</b>	<b>2:06.90</b>	29.30	1:01.00	1:34.08	<b>MEAGHER Mary T.</b>	USA Los Angeles (USA)	04 AUG 1984

Rank	Heat	Lane	Name	NOC Code	R.T.	50m	100m	150m	Results	Time Behind
1	1	4	O'NEILL Susie	AUS	0.85 (2)	29.16 (2)	1:01.73 (2) 32.57	1:34.35 (2) 32.62	<b>2:07.57</b> 33.22	
2	1	5	THOMAS Petria	AUS	0.76 (1)	28.39 (1)	1:00.93 (1) 32.54	1:34.13 (1) 33.20	<b>2:07.63</b> 33.50	0.06
3	2	5	JEDRZEJCZAK Otylia	POL	0.93 (1)	28.63 (2)	1:01.04 (2) 32.41	1:34.35 (2) 33.31	<b>2:07.81</b> 33.46	0.24
4	2	4	HYMAN Misty	USA	0.82 (2)	28.76 (1)	1:00.92 (1) 32.16	1:34.03 (1) 33.11	<b>2:07.96</b> 33.93	0.39
5	2	3	JACOBSEN Mette	DEN	0.90 (3)	29.05 (3)	1:01.74 (3) 32.69	1:34.69 (3) 32.95	<b>2:08.11</b> 33.42	0.54
6	2	6	SANDENO Kaitlin	USA	0.73 (7)	29.77 (6)	1:02.76 (5) 32.99	1:36.22 (5) 33.46	<b>2:09.40</b> 33.18	1.83
7	1	3	MITA Maki	JPN	0.75 (6)	29.65 (6)	1:02.69 (3) 33.04	1:35.78 (3) 33.09	<b>2:09.88</b> 34.10	2.31
8	1	6	NAKANISHI Yuko	JPN	0.70 (3)	29.34 (5)	1:02.66 (4) 33.32	1:36.04 (4) 33.38	<b>2:09.89</b> 33.85	2.32
9	1	2	GARCIA Mireia	ESP	0.74 (5)	29.54 (3)	1:02.49 (5) 32.95	1:36.23 (5) 33.74	<b>2:10.24</b> 34.01	2.67
10	2	7	LEE Georgina	GBR	0.80 (8)	29.97 (6)	1:02.76 (6) 32.79	1:36.25 (6) 33.49	<b>2:10.33</b> 34.08	2.76
11	2	8	PEDDER Margaretha	GBR	0.82 (6)	29.71 (8)	1:02.81 (8) 33.10	1:36.58 (8) 33.77	<b>2:10.49</b> 33.91	2.92
12	1	1	LOOTS Mandy	RSA	0.76 (4)	29.39 (4)	1:02.61 (6) 33.22	1:36.46 (6) 33.85	<b>2:10.58</b> 34.12	3.01
13	2	2	JEANSON Cecile	FRA	0.78 (5)	29.65 (5)	1:02.71 (7) 33.06	1:36.51 (7) 33.80	<b>2:10.78</b> 34.27	3.21
14	2	1	SKOU Sophia	DEN	0.98 (4)	29.45 (4)	1:01.85 (4) 32.40	1:35.82 (4) 33.97	<b>2:11.07</b> 35.25	3.50
15	1	8	van WELIE Elizabeth	NZL	0.83 (8)	30.44 (8)	1:03.61 (8) 33.17	1:37.30 (8) 33.69	<b>2:11.68</b> 34.38	4.11
16	1	7	RISZTOV Eva	HUN	0.88 (7)	29.72 (7)	1:03.00 (7) 33.28	1:36.87 (7) 33.87	<b>2:11.83</b> 34.96	4.26

**Legend / Légende**WR World Record / Record du monde  
OR Olympic Record / Record olympique=WR Eq. World Record / Record du monde égalé  
=OR Eq. Olympic Record / Record olympique égaléRT. Reaction time / Temps de réaction  
DNF Did Not Finish / AbandonDNS Did Not Start / Absent au départ  
DQ Disqualified / Disqualifié





ATHENS 2004



# OLYMPISCHE SPIELE ATHEN 2004

<http://olympic-museum.de/o-reports/olympic-games-official-report-2004.php>

<http://www.omegatiming.com/File/Download?id=0001040600FFFFFFFFFFFFFFFFFFFF00>





ATHENS 2004



Official Report of  
the XXVIII Olympiad

The Games

2

# Swimming

14 - 21 August

# Natation

14 - 21 août

OFFICIAL RESULTS BOOK  
BROCHURE DES RESULTATS OFFICIELS





## Results Summary

Συγκεντρωτικά Αποτελέσματα / Résumé des résultats

<b>WR</b>	<b>2:05.78</b>	28.79	1:00.79	1:33.14	<b>JEDRZEJCZAK Otylia</b>	POL	Berlin (GER)	4 AUG 2002
<b>OR</b>	<b>2:05.88</b>	28.38	59.91	1:32.44	<b>HYMAN Misty</b>	USA	Sydney (AUS)	20 SEP 2000

Heats											Event No. 17
Rank	Heat	Lane	Name	NOC Code	R.T.	50m	100m	150m	Time	Time Behind	
1	4	4	<b>JEDRZEJCZAK Otylia</b>	POL	0.85	29.25	1:02.20	1:36.03	<b>2:09.64</b>		
							32.95	33.83	33.61		
2	4	5	<b>NAKANISHI Yuko</b>	JPN	0.81	29.50	1:02.39	1:36.31	<b>2:10.04</b>	0.40	
							32.89	33.92	33.73		
3	2	4	<b>RISZTOV Eva</b>	HUN	0.91	29.80	1:02.48	1:36.37	<b>2:10.49</b>	0.85	
							32.68	33.89	34.12		
4	4	3	<b>SANDENO Kaitlin</b>	USA	0.79	30.00	1:02.95	1:36.89	<b>2:10.50</b>	0.86	
							32.95	33.94	33.61		
5	3	4	<b>THOMAS Petria</b>	AUS	0.76	29.35	1:02.47	1:36.59	<b>2:10.87</b>	1.23	
							33.12	34.12	34.28		
6	2	3	<b>LEE Georgina</b>	GBR	0.78	29.44	1:02.30	1:36.37	<b>2:10.99</b>	1.35	
							32.86	34.07	34.62		
7	3	5	<b>GALVEZ Felicity</b>	AUS	0.88	29.41	1:02.45	1:36.51	<b>2:11.17</b>	1.53	
							33.04	34.06	34.66		
8	4	2	<b>OSADA Yukiko</b>	JPN	0.83	29.92	1:03.18	1:37.10	<b>2:11.20</b>	1.56	
							33.26	33.92	34.10		
9	3	6	<b>SEGAT Francesca</b>	ITA	0.85	30.12	1:03.36	1:37.11	<b>2:11.40</b>	1.76	
							33.24	33.75	34.29		
10	4	1	<b>PELAEZ Maria</b>	ESP	0.91	30.10	1:03.12	1:36.84	<b>2:11.66</b>	2.02	
							33.02	33.72	34.82		
11	3	1	<b>LI Jie</b>	CHN	0.91	30.17	1:03.75	1:37.65	<b>2:11.77</b>	2.13	
							33.58	33.90	34.12		
12	2	5	<b>KIRK Dana</b>	USA	0.74	29.93	1:02.92	1:37.14	<b>2:11.96</b>	2.32	
							32.99	34.22	34.82		
13	4	6	<b>JACOBSEN Mette</b>	DEN	0.88	29.78	1:02.87	1:37.32	<b>2:11.99</b>	2.35	
							33.09	34.45	34.67		
14	2	6	<b>MEHLHORN Annika</b>	GER	0.82	29.46	1:02.52	1:36.84	<b>2:12.25</b>	2.61	
							33.06	34.32	35.41		
15	3	7	<b>MONGEL Aurore</b>	FRA	0.82	29.62	1:03.13	1:37.47	<b>2:12.26</b>	2.62	
							33.51	34.34	34.79		
16	3	3	<b>CAVALLINO Paola</b>	ITA	0.86	30.39	1:03.90	1:38.21	<b>2:12.34</b>	2.70	
							33.51	34.31	34.13		
17	2	7	<b>BOULSEVICZ Beatrix</b>	HUN	0.79	29.85	1:03.28	1:37.77	<b>2:12.54</b>	2.90	
							33.43	34.49	34.77		
18	1	5	<b>BULAKHOVA Maria</b>	RUS	0.88	29.21	1:02.67	1:37.52	<b>2:12.99</b>	3.35	
							33.46	34.85	35.47		
19	3	2	<b>VIVES Roser</b>	ESP	0.95	30.50	1:04.21	1:38.48	<b>2:13.02</b>	3.38	
							33.71	34.27	34.54		
20	2	8	<b>FELGUEIRAS Raquel</b>	POR	0.93	29.68	1:03.24	1:37.66	<b>2:13.08</b>	3.44	
							33.56	34.42	35.42		
21	4	8	<b>BARDACH Georgina</b>	ARG	0.88	30.83	1:04.95	1:39.45	<b>2:13.68</b>	4.04	
							34.12	34.50	34.23		
22	4	7	<b>ANGELOPOULOU Vasiliki</b>	GRE	0.77	30.28	1:03.88	1:38.68	<b>2:13.88</b>	4.24	
							33.60	34.80	35.20		
23	2	2	<b>ZAHRL Petra</b>	AUT	0.83	30.04	1:03.71	1:38.22	<b>2:13.92</b>	4.28	
							33.67	34.51	35.70		
24	2	1	<b>KWON You-Ri</b>	KOR	0.91	30.25	1:04.03	1:38.70	<b>2:14.30</b>	4.66	
							33.78	34.67	35.60		
25	1	3	<b>CHENG Wan Jung</b>	TPE	0.83	29.92	1:03.65	1:39.25	<b>2:16.25</b>	6.61	
							33.73	35.60	37.00		
26	3	8	<b>STOJANOVSKA Vesna</b>	MKD	0.80	30.82	1:05.29	1:40.33	<b>2:16.51</b>	6.87	
							34.47	35.04	36.18		
27	1	2	<b>SAMORODINA Natalya</b>	UKR	0.85	30.22	1:04.31	1:40.37	<b>2:17.15</b>	7.51	
							34.09	36.06	36.78		
28	1	4	<b>KLINAR Anja</b>	SLO	0.85	30.47	1:04.67	1:41.07	<b>2:18.15</b>	8.51	
							34.20	36.40	37.08		



**Olympic Aquatic Centre**  
Ολυμπιακό Κέντρο Υγρού Στίβου  
Centre Olympique Aquatique

ATHENS 2004



17 AUG 2004  
10:28

**Swimming**  
Κολύμβηση / Natation

**Women's 200m Butterfly**  
200μ. Πεταλούδα Γυναϊκών / 200m. Papillon Femmes

**Heats**  
Προκριματικοί / Séries



## Results Summary

Συγκεντρωτικά Αποτελέσματα / Résumé des résultats

Heats											Event No. 17
Rank	Heat	Lane	Name	NOC Code	R.T.	50m	100m	150m	Time	Time Behind	
29	1	6	CHAN Wing Suet	HKG	0.84	30.90	1:05.03 34.13	1:41.06 36.03	<b>2:18.45</b> 37.39	8.81	
30	1	1	ROFFEY Heather	CAY	0.82	31.74	1:06.26 34.52	1:42.35 36.09	<b>2:19.34</b> 36.99	9.70	
31	1	7	GONENC Gulsah	TUR	0.81	31.26	1:05.84 34.58	1:42.29 36.45	<b>2:20.17</b> 37.88	10.53	
32	1	8	BOUVRON Christel	SIN	0.92	32.35	1:09.06 36.71	1:47.01 37.95	<b>2:26.21</b> 39.20	16.57	

Legend							
WR	World Record	=WR	Equal World Record	OR	Olympic Record	=OR	Equal Olympic Record
AF	African Record	=AF	Equal African Record	AM	Americas Record	=AM	Equal Americas Record
AS	Asian Record	=AS	Equal Asian Record	EU	European Record	=EU	Equal European Record
OC	Oceania Record	=OC	Equal Oceania Record				
R.T.	Reaction Time	DSQ	Disqualified	DNF	Did not Finish	DNS	Did not Start





## Results

Αποτελέσματα / Résultats

<b>WR</b>	<b>2:05.78</b>	28.79	1:00.79	1:33.14	<b>JEDRZEJCZAK Otylia</b>	POL	Berlin (GER)	4 AUG 2002
<b>OR</b>	<b>2:05.88</b>	28.38	59.91	1:32.44	<b>HYMAN Misty</b>	USA	Sydney (AUS)	20 SEP 2000

### Semifinal 1 of 2

Event No. 17

Rank	Lane	Name	NOC Code	R.T.	50m	100m	150m	Time	Time Behind
1	5	<b>SANDENO Kaitlin</b>	USA	0.77	(5) 29.79	(4) 1:02.28 32.49	(2) 1:35.56 33.28	<b>2:08.77</b> 33.21	
2	4	<b>NAKANISHI Yuko</b>	JPN	0.69	(2) 29.10	(1) 1:01.40 32.30	(1) 1:34.83 33.43	<b>2:08.83</b> 34.00	0.06
3	8	<b>CAVALLINO Paola</b>	ITA	0.82	(5) 29.79	(5) 1:02.71 32.92	(4) 1:36.41 33.70	<b>2:10.23</b> 33.82	1.46
4	7	<b>KIRK Dana</b>	USA	0.70	(3) 29.11	(2) 1:01.56 32.45	(3) 1:35.59 34.03	<b>2:10.69</b> 35.10	1.92
5	3	<b>LEE Georgina</b>	GBR	0.81	(4) 29.74	(6) 1:03.21 33.47	(7) 1:37.35 34.14	<b>2:10.93</b> 33.58	2.16
6	6	<b>OSADA Yukiko</b>	JPN	0.82	(7) 29.96	(7) 1:03.26 33.30	(6) 1:36.91 33.65	<b>2:11.35</b> 34.44	2.58
7	1	<b>MEHLHORN Annika</b>	GER	0.80	(1) 28.95	(3) 1:02.22 33.27	(5) 1:36.44 34.22	<b>2:11.37</b> 34.93	2.60
8	2	<b>PELAEZ Maria</b>	ESP	0.81	(8) 30.30	(8) 1:03.51 33.21	(8) 1:37.60 34.09	<b>2:12.54</b> 34.94	3.77

### Semifinal 2 of 2

Rank	Lane	Name	NOC Code	R.T.	50m	100m	150m	Time	Time Behind
1	4	<b>JEDRZEJCZAK Otylia</b>	POL	0.85	(4) 29.18	(1) 1:01.75 32.57	(1) 1:35.10 33.35	<b>2:08.84</b> 33.74	
2	3	<b>THOMAS Petria</b>	AUS	0.75	(2) 29.12	(5) 1:02.02 32.90	(2) 1:35.33 33.31	<b>2:09.24</b> 33.91	0.40
3	6	<b>GALVEZ Felicity</b>	AUS	0.84	(3) 29.17	(4) 1:02.01 32.84	(3) 1:35.41 33.40	<b>2:09.54</b> 34.13	0.70
4	5	<b>RISZTOV Eva</b>	HUN	0.79	(6) 29.47	(3) 1:01.98 32.51	(4) 1:35.89 33.91	<b>2:09.83</b> 33.94	0.99
5	1	<b>JACOBSEN Mette</b>	DEN	0.83	(5) 29.40	(6) 1:02.26 32.86	(5) 1:35.92 33.66	<b>2:10.47</b> 34.55	1.63
6	8	<b>MONGEL Aurore</b>	FRA	0.81	(1) 29.01	(2) 1:01.76 32.75	(6) 1:36.17 34.41	<b>2:11.13</b> 34.96	2.29
7	2	<b>SEGAT Francesca</b>	ITA	0.86	(7) 29.55	(7) 1:02.62 33.07	(7) 1:36.44 33.82	<b>2:11.18</b> 34.74	2.34
8	7	<b>LI Jie</b>	CHN	0.93	(8) 29.68	(8) 1:03.11 33.43	(8) 1:37.58 34.47	<b>2:13.41</b> 35.83	4.57

#### Legend

WR	World Record	=WR	Equal World Record	OR	Olympic Record	=OR	Equal Olympic Record
AF	African Record	=AF	Equal African Record	AM	Americas Record	=AM	Equal Americas Record
AS	Asian Record	=AS	Equal Asian Record	EU	European Record	=EU	Equal European Record
OC	Oceania Record	=OC	Equal Oceania Record				
R.T.	Reaction Time	DSQ	Disqualified	DNF	Did not Finish	DNS	Did not Start



Olympic Aquatic Centre  
Ολυμπιακό Κέντρο Υγρού Στίβου  
Centre Olympique Aquatique

ATHENS 2004



17 AUG 2004  
19:56

Swimming  
Κολύμβηση / Natation

Women's 200m Butterfly  
200μ. Πεταλούδα Γυναικών / 200m. Papillon Femmes

Semifinals  
Ημιτελικοί / Demi-Finales



## Results Summary

Συγκεντρωτικά Αποτελέσματα / Résumé des résultats

<b>WR</b>	<b>2:05.78</b>	28.79	1:00.79	1:33.14	<b>JEDRZEJCZAK Otylia</b>	POL	Berlin (GER)	4 AUG 2002
<b>OR</b>	<b>2:05.88</b>	28.38	59.91	1:32.44	<b>HYMAN Misty</b>	USA	Sydney (AUS)	20 SEP 2000

### Semifinals

Event No. 17

Rank	Heat	Lane	Name	NOC Code	R.T.	50m	100m	150m	Time	Time Behind
1	1	5	<b>SANDENO Kaitlin</b>	USA	0.77	29.79	1:02.28 32.49	1:35.56 33.28	<b>2:08.77</b> 33.21	
2	1	4	<b>NAKANISHI Yuko</b>	JPN	0.69	29.10	1:01.40 32.30	1:34.83 33.43	<b>2:08.83</b> 34.00	0.06
3	2	4	<b>JEDRZEJCZAK Otylia</b>	POL	0.85	29.18	1:01.75 32.57	1:35.10 33.35	<b>2:08.84</b> 33.74	0.07
4	2	3	<b>THOMAS Petria</b>	AUS	0.75	29.12	1:02.02 32.90	1:35.33 33.31	<b>2:09.24</b> 33.91	0.47
5	2	6	<b>GALVEZ Felicity</b>	AUS	0.84	29.17	1:02.01 32.84	1:35.41 33.40	<b>2:09.54</b> 34.13	0.77
6	2	5	<b>RISZTOV Eva</b>	HUN	0.79	29.47	1:01.98 32.51	1:35.89 33.91	<b>2:09.83</b> 33.94	1.06
7	1	8	<b>CAVALLINO Paola</b>	ITA	0.82	29.79	1:02.71 32.92	1:36.41 33.70	<b>2:10.23</b> 33.82	1.46
8	2	1	<b>JACOBSEN Mette</b>	DEN	0.83	29.40	1:02.26 32.86	1:35.92 33.66	<b>2:10.47</b> 34.55	1.70
9	1	7	<b>KIRK Dana</b>	USA	0.70	29.11	1:01.56 32.45	1:35.59 34.03	<b>2:10.69</b> 35.10	1.92
10	1	3	<b>LEE Georgina</b>	GBR	0.81	29.74	1:03.21 33.47	1:37.35 34.14	<b>2:10.93</b> 33.58	2.16
11	2	8	<b>MONGEL Aurore</b>	FRA	0.81	29.01	1:01.76 32.75	1:36.17 34.41	<b>2:11.13</b> 34.96	2.36
12	2	2	<b>SEGAT Francesca</b>	ITA	0.86	29.55	1:02.62 33.07	1:36.44 33.82	<b>2:11.18</b> 34.74	2.41
13	1	6	<b>OSADA Yukiko</b>	JPN	0.82	29.96	1:03.26 33.30	1:36.91 33.65	<b>2:11.35</b> 34.44	2.58
14	1	1	<b>MEHLHORN Annika</b>	GER	0.80	28.95	1:02.22 33.27	1:36.44 34.22	<b>2:11.37</b> 34.93	2.60
15	1	2	<b>PELAEZ Maria</b>	ESP	0.81	30.30	1:03.51 33.21	1:37.60 34.09	<b>2:12.54</b> 34.94	3.77
16	2	7	<b>LI Jie</b>	CHN	0.93	29.68	1:03.11 33.43	1:37.58 34.47	<b>2:13.41</b> 35.83	4.64

#### Legend

WR	World Record	=WR	Equal World Record	OR	Olympic Record	=OR	Equal Olympic Record
AF	African Record	=AF	Equal African Record	AM	Americas Record	=AM	Equal Americas Record
AS	Asian Record	=AS	Equal Asian Record	EU	European Record	=EU	Equal European Record
OC	Oceania Record	=OC	Equal Oceania Record				
R.T.	Reaction Time	DSQ	Disqualified	DNF	Did not Finish	DNS	Did not Start



**Olympic Aquatic Centre**  
Ολυμπιακό Κέντρο Υγρού Στίβου  
Centre Olympique Aquatique

ATHENS 2004



18 AUG 2004  
20:13

**Swimming**  
Κολύμβηση / Natation

**Women's 200m Butterfly**  
200μ. Πεταλούδα Γυναικών / 200m. Papillon Femmes

**Final**  
Τελικός / Finale



## Results

Αποτελέσματα / Résultats

<b>WR</b>	<b>2:05.78</b>	28.79	1:00.79	1:33.14	<b>JEDRZEJCZAK Otylia</b>	POL	Berlin (GER)	4 AUG 2002
<b>OR</b>	<b>2:05.88</b>	28.38	59.91	1:32.44	<b>HYMAN Misty</b>	USA	Sydney (AUS)	20 SEP 2000

Final									Event No. 17
Rank	Lane	Name	NOC Code	R.T.	50m	100m	150m	Time	Time Behind
1	3	<b>JEDRZEJCZAK Otylia</b>	POL	0.80	(2) 28.76	(2) 1:01.09 32.33	(2) 1:33.17 32.08	<b>2:06.05</b> 32.88	
2	6	<b>THOMAS Petria</b>	AUS	0.74	(1) 28.19	(1) 1:00.18 31.99	(1) 1:33.05 32.87	<b>2:06.36</b> 33.31	0.31
3	5	<b>NAKANISHI Yuko</b>	JPN	0.72	(4) 29.14	(4) 1:01.79 32.65	(3) 1:35.10 33.31	<b>2:08.04</b> 32.94	1.99
4	4	<b>SANDENO Kaitlin</b>	USA	0.78	(5) 29.32	(3) 1:01.72 32.40	(5) 1:35.36 33.64	<b>2:08.18</b> 32.82	2.13
5	2	<b>GALVEZ Felicity</b>	AUS	0.90	(3) 29.09	(5) 1:01.88 32.79	(4) 1:35.20 33.32	<b>2:09.28</b> 34.08	3.23
6	8	<b>JACOBSEN Mette</b>	DEN	0.91	(6) 29.50	(7) 1:02.16 32.66	(6) 1:35.97 33.81	<b>2:10.01</b> 34.04	3.96
7	1	<b>CAVALLINO Paola</b>	ITA	0.85	(8) 29.90	(8) 1:02.64 32.74	(8) 1:36.24 33.60	<b>2:10.14</b> 33.90	4.09
8	7	<b>RISZTOV Eva</b>	HUN	0.82	(7) 29.59	(6) 1:02.13 32.54	(7) 1:36.07 33.94	<b>2:10.58</b> 34.51	4.53

Legend			
WR	World Record	=WR	Equal World Record
AF	African Record	=AF	Equal African Record
AS	Asian Record	=AS	Equal Asian Record
OC	Oceania Record	=OC	Equal Oceania Record
R.T.	Reaction Time	DSQ	Disqualified
		OR	Olympic Record
		AM	Americas Record
		EU	European Record
		=OR	Equal Olympic Record
		=AM	Equal Americas Record
		=EU	Equal European Record
		DNF	Did not Finish
		DNS	Did not Start